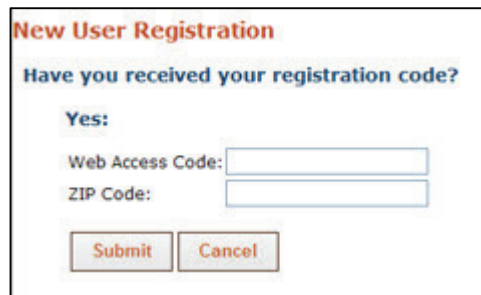
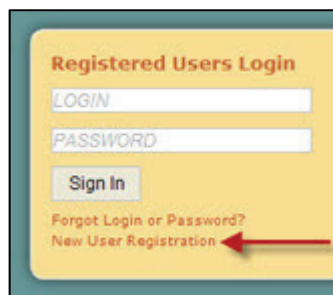


# PFS Quick Guide – Making a Payment

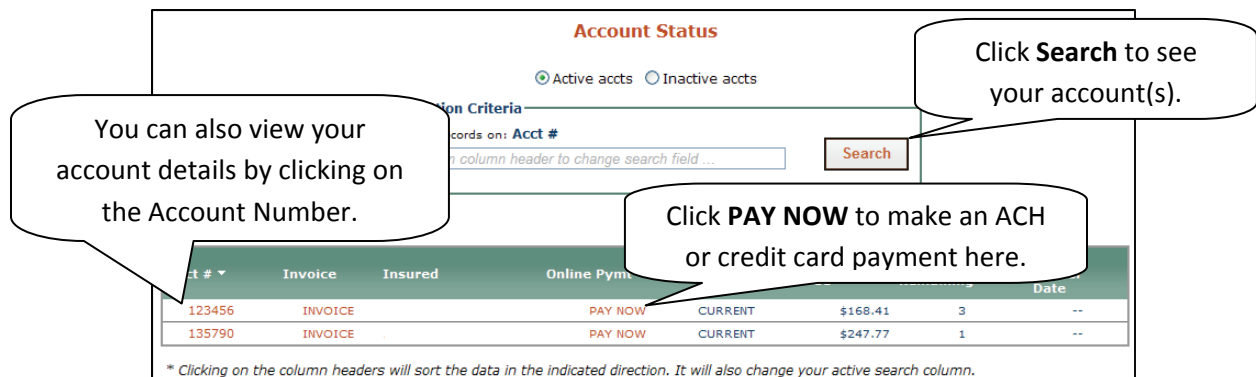
This walks the insurance policy holder who has financed that policy through Premium Financing Specialists through the process of making a payment on our new website.

Go to [www.premiumfinance.com](http://www.premiumfinance.com), click into the new website on the left side of the page. Enter your existing Login ID password if you have one, or click New User Registration if you have not yet registered online with PFS.



If you have not yet registered online with PFS:

1. You will need your Web Access Code to register. Your Web Access Code can be found on any statement, notice or coupon you've received from PFS on or after June 24, 2010. You can also call the PFS help desk (800.394.0829) or your local PFS branch to obtain the code.
2. After entering your Web Access Code and your Zip Code, you will be asked to fill out a brief user profile.



Account Status Message Center Settings ▶

### Account Details

<b>Agent</b> DEMO PRODUCER 123 MAIN STREET DEMO CITY, CA 99999 Tel: (000) 000-0000 Fax: (000) 000-0001	<b>Insured</b> DEMO CLIENT 456 MAIN STREET DEMO CITY, CA 99999 Tel: (000) 111-1111 Fax: (000) 111-1112
---	---

**Pay Now**

<b>Account Data Display</b>	<b>Current:</b> \$827.55	<b>First Pymt:</b> 03/19/2010
<b>Acct #:</b> 123456	<b>Principal:</b> \$800.26	<b>Next Pymt:</b> 07/19/2010
<b>Status:</b> CURRENT	<b>Unearned:</b> \$27.29	<b>Maturity:</b> 11/19/2010
<b>Accepted:</b> 01/08/2010	<b>Credit:</b> \$0.00	<b>Received:</b> 4 of 9
<b>APR:</b> 13.000 %		<b>Installation Amt:</b> \$165.51
<b>Bill:</b> Coupon	<b>Late Charge:</b> \$0.00	<b>Broker Fee:</b> \$0.00
<b>Type:</b> Commercial	<b>NSF Charge:</b> \$0.00	<b>Check Charge:</b> \$0.00
<b>Pending Cancel:</b>	<b>Default Charge:</b> \$0.00	

APs Disbursements **Due Now** Mailings Pymt Schedule Policies Transaction History

Amount Due	Payoff Amount
0 Past Due: \$0.00	
Due Next 5 Days: \$0.00	
Total Pymts: \$0.00	
Late Charges: \$0.00	
Default Charges: \$0.00	
NSF Charges: \$0.00	
Check Charges: \$0.00	
Credits: \$0.00	
<b>Total Due: \$0.00</b>	

Back Print

If you clicked into Account Details, you can make a payment here.

### Payment Gateway

**ACH**  
If you want to pay your account by ACH, click the "ACH" button. If you pay via ACH, your payment will be posted to your account on 06/24/2010.

**Credit Card**  
If you want to pay by Credit Card, press the "Credit Card" button and you will be transferred to the Western Union website. If you pay by Credit Card, your payment will be posted on 06/25/2010.

Pay Via ACH  
Pay Via Credit Card  
Cancel

After clicking **Pay Now**, you can choose to pay via ACH or Credit Card. If you choose Credit Card, you will be taken to the Western Union website to process your payment.

1 — **Bank Info**

Routing #:

**New bank account** Delete bank account

2 — **Payment Amount**

Pay Now Cancel

If you choose ACH and you do not have a bank account listed on the Online Payment screen, click **New bank account**, add your bank information on the next screen, and click Submit.

If you choose ACH and you have an account listed, check the checkbox next to it. If you have multiple accounts, check the box next to the account you want to use.

1 — **Bank Info**

Routing #:	Acct #:	Bank Name:	Acct Type:	Is Proxy:
<input checked="" type="checkbox"/> 123456789	0010100220005000	Demo Bank	Checking	No

Edit bank account Delete bank account

2 — **Payment Amount**

Amount Due:  Min(\$247.77)-Max(\$247.77)

Processing Fee:

Total Payment:

Pay Now Cancel

The Amount Due will populate for you

Click **Pay Now** to make your payment.